

# Chart Comparing Current Rules and Partial Revisions to International Official Gateball Rules

Revisions	Current Rules
<p><b>International Official Gateball Rules</b></p> <p style="text-align: right;">[ September 11, 1987 Rules, Version 8 ]</p>	<p><b>International Official Gateball Rules</b></p> <p style="text-align: right;">[ September 11, 1987 Rules, Version 8 ]</p>
<p><b>Chapter 1 Ground and Equipment</b></p>	<p><b>Chapter 1 Ground and Equipment</b></p>
<p><b>Article 1 Ground</b> <b>Clause 1 Court (Figure 1)</b></p> <ol style="list-style-type: none"> <li>1. (Same as column on right)</li> <li>2. (Same as column on right)</li> <li>3. The outside line shall be laid at an <u>allowable distance of between 50cm and 1 meter</u> of the inside line.</li> <li>4. (Same as column on right)</li> <li>5. (Same as column on right)</li> <li>6. (Same as column on right)</li> <li>7. (Same as column on right)</li> <li>8. (Same as column on right)</li> </ol>	<p><b>Article 1 Ground</b> <b>Clause 1 Court (Figure 1)</b></p> <ol style="list-style-type: none"> <li>1. The court shall be rectangular in shape, enclosed by an outside line, and clear of any obstacles.</li> <li>2. The inside line shall extend 15 to 20 meters in length and 20 to 25 meters in width.</li> <li>3. The outside line shall be laid 1 meter outside of the inside line.</li> <li>4. The width of the inside line shall be set at 5 centimeters in principle, and the outside line and other lines shall be laid so that they are clearly visible. The borders shall be the outer sides of the lines.</li> <li>5. The color of the line shall be a color that easily contrasts with the court surface.</li> <li>6. The outer corners of the inside line shall be, counterclockwise from the start area, the first corner, the second corner, the third corner and the fourth corner.</li> <li>7. The line between the first and second corners is the first line, the line between the second and third corners is the second line, the line between the third and fourth corners is the third line, and the line between the fourth and first corners is the fourth line.</li> <li>8. The start area is a rectangle bounded by the outer side of the fourth line and the outer side the outside line, and by perpendicular lines set at 1 meter and 3 meters from the first corner in the direction of the fourth corner.</li> </ol>

# Chart Comparing Old and New Versions of Partial Revisions to International Official Gateball Rules

Revisions

Current Rules

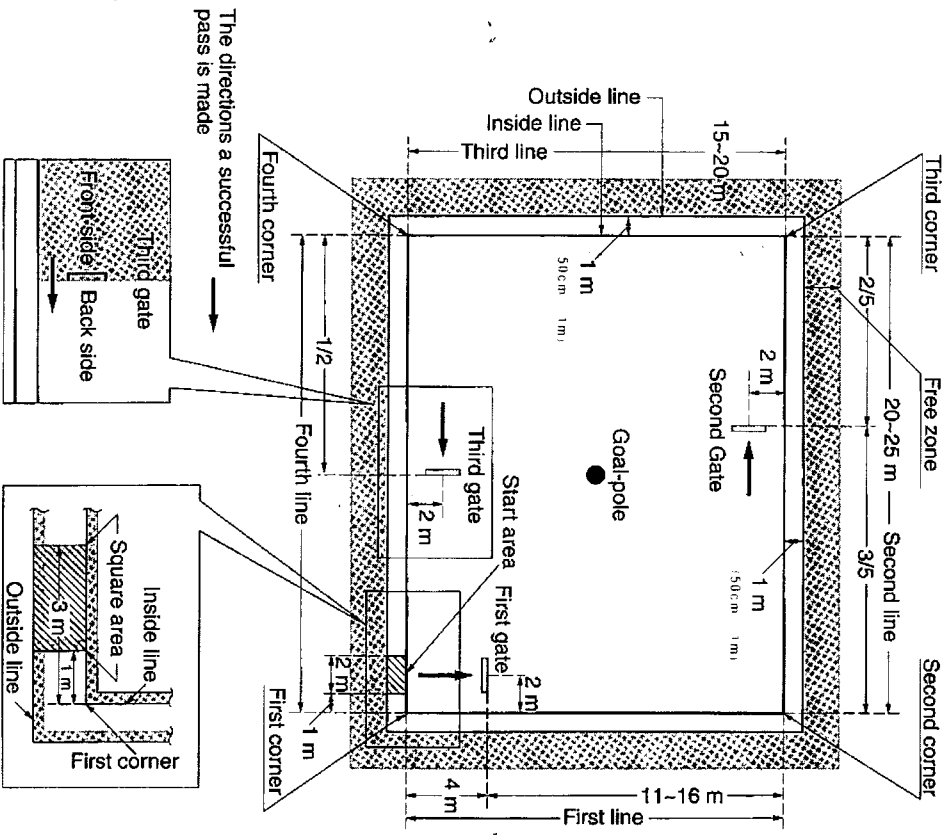


Figure 1 The Ground (omitted)

Explanation

□ The size of the court, the width and color of the line, the distance between the inside and outside lines, etc., are determined through agreement by the games committee.

Articles 2 – 8 (omitted)

Article 9 Play and Rights as a Stroker

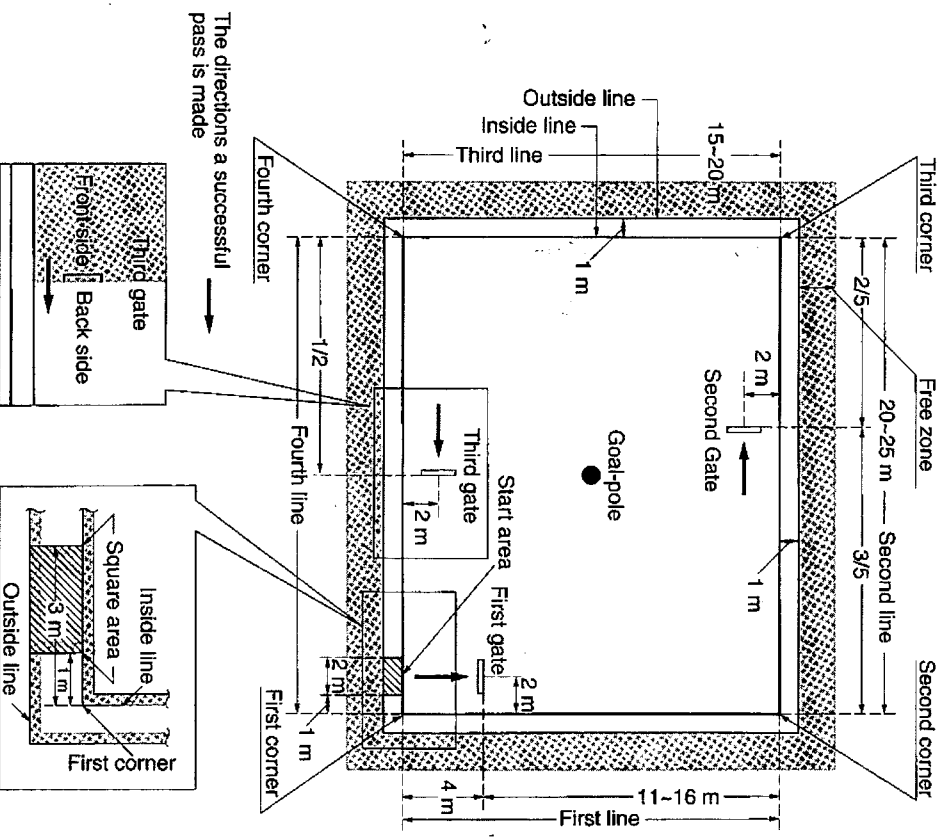


Figure 1 The Ground (omitted)

Explanation

□ The size of the court, the width and color of the line, etc. are determined through agreement by the games committee.

Articles 2 – 8 (omitted)

Article 9 Play and Rights as a Stroker

## Chart Comparing Old and New Versions of Partial Revisions to International Official Gateball Rules

Revisions	Current Rules
<p><b>Clause 1 (omitted)</b></p> <p><b>Clause 2 Timer Over</b></p> <p>1. (Same as column on right)</p> <p>2. (Same as column on right)</p> <p>3. Should a stroker not stroke or spark within the ten seconds, this becomes a foul due to a "time over" foul to the stroker.</p> <div style="border: 1px solid black; padding: 5px; margin: 5px 0;"> <p style="text-align: center;"><b>Explanation</b></p> <p><b>a The 10 seconds measured by the referee shall be final and binding.</b></p> </div> <p>4. (Same as column on right)</p> <p><b>Clause 3 (omitted)</b></p> <p><b>Articles 10 – 11 (omitted)</b></p> <p><b>Article 12 Stroking</b></p> <p><b>Clause 1 (omitted)</b></p> <p><b>Clause 2 Start Stroking</b></p> <p>1. For the start stroking, the stroker must place his/her own ball in the start area to stroke. (Figure 5)</p> <div style="border: 1px solid black; padding: 5px; margin: 5px 0;"> <p style="text-align: center;"><b>Explanation</b></p> <p><b>d) One can change the placement of the stroker's ball.</b></p> <ul style="list-style-type: none"> <li>• However, the hand must be used if repositioning the ball.</li> </ul> <p><b>b) It is not a foul if the stroker's stick comes into contact with a ball that has not been placed on the court.</b></p> </div> <p>2. (Same as column on right)</p> <p>Figure 5 The correct and incorrect placements of a ball at "start stroking." (omitted)</p> <p><b>Clause 3 (omitted)</b></p> <p><b>Clause 4 Stroking Foul</b></p>	<p><b>Clause 1 (omitted)</b></p> <p><b>Clause 2 Timer Over</b></p> <p>1 A stroker must stroke (Article 12, Clause 1) or spark (Article 16, Clause 1 (1)) within ten seconds.</p> <p>2 The ten seconds are counted from either of the following:</p> <p>(1) When the stroker is called upon the stroke.</p> <p>(2) Where the right for continuous play (Article 12, Clause 3) has occurred.</p> <p>3 Should a stroker not stroke or spark within the ten seconds, this becomes a foul due to a "time over" violation to the stroker.</p> <p>4 The player loses his rights as a stroker when such foul is committed. However, when a time limit over foul is committed during a spark, depending on the situation, the process outlined in Article 16, Clause 4, sections 2 and 3 on sparking fouls shall be followed.</p> <div style="border: 1px solid black; padding: 5px; margin: 5px 0;"> <p style="text-align: center;"><b>Explanation</b></p> <p><b>d All balls moved following the notification of a foul shall be returned to their respective locations before the balls were moved.</b></p> </div> <p><b>Clause 3 (omitted)</b></p> <p><b>Articles 10 – 11 (omitted)</b></p> <p><b>Article 12 Stroking</b></p> <p><b>Clause 1 (omitted)</b></p> <p><b>Clause 2 Start Stroking</b></p> <p>1. For the start stroking, the stroker must place his/her own ball in the start area to stroke. (Figure 5)</p> <div style="border: 1px solid black; padding: 5px; margin: 5px 0;"> <p style="text-align: center;"><b>Explanation</b></p> <p><b>d) One can change the placement of the stroker's ball.</b></p> <ul style="list-style-type: none"> <li>• However, the hand must be used if repositioning the ball.</li> </ul> </div> <p>2 A stroker may ask the referee to have a ball temporarily moved if it is determined that the ball is obstructing the path to complete a pass through the first gate.</p> <p>Figure 5 The correct and incorrect placements of a ball at "start stroking." (omitted)</p> <p><b>Clause 3 (omitted)</b></p> <p><b>Clause 4 Stroking Foul</b></p>

## Chart Comparing Old and New Versions of Partial Revisions to International Gateball Rules

Revisions	Current Rules
<p>1. If a stroker conducts any of the following, it shall be regarded as a foul and therefore as a stroking foul:</p> <p>(1) (Same as column on right)</p> <p>(2) (Same as column on right)</p> <p>(3) When a ball is indirectly moved</p> <p style="text-align: center;">Explanation</p> <div style="border: 1px solid black; padding: 5px;"> <ul style="list-style-type: none"> <li>▫ Indirectly moving a ball refers to the following:               <ul style="list-style-type: none"> <li>▫ When a ball moves after hitting a gate, the goal-pole, soil or grass with the face of the stick.</li> <li>▫ When a ball is touching a gate or the goal-pole, and <u>the stick</u> touches the gate or goal-pole.</li> </ul> </li> </ul> </div> <p>(4) (Same as column on right)</p> <p>(5) (Same as column on right)</p> <p>(6) (Same as column on right)</p> <p>(7) (Same as column on right)</p> <p>(8) (Same as column on right)</p> <p>(9) (Same as column on right)</p> <p>2. (Same as column on right)</p>	<p>1. If a stroker conducts any of the following, it shall be regarded as a violation and therefore as a stroking violation:</p> <p>(1) When pushing, stroking twice, or stroking with any other part of the stick than the face.</p> <p style="text-align: center;">Explanation</p> <div style="border: 1px solid black; padding: 5px;"> <ul style="list-style-type: none"> <li>▫ Pushing refers to when the face of the stick pushes the stroker's ball forward while already touching, rather than actually stroking the ball.</li> <li>▫ Stroking twice refers to when the face of the stick touches the stroker's ball twice, occurring in such instances as when the ball hits the leg of a gate or the goal-pole and bounces back onto the face.</li> </ul> </div> <p>(2) If stroking by kicking the head and/or the shaft of the stick, or if stroking by hitting the head with the hand or while the hand remains on the head.</p> <p>(3) When a ball is indirectly moved.</p> <p style="text-align: center;">Explanation</p> <div style="border: 1px solid black; padding: 5px;"> <ul style="list-style-type: none"> <li>▫ Indirectly moving a ball refers to the following:               <ol style="list-style-type: none"> <li>① When a ball moves after hitting a gate, the goal-pole, soil or grass with the face of the stick.</li> <li>② When a ball is touching a gate or the goal-pole, and the face of the stick touches the gate or goal-pole.</li> </ol> </li> </ul> </div> <p>(4) When stroking before the right to spark is gained.</p> <p>(5) When stroking without spark although the right to spark is gained.</p> <p>(6) Following a successful Spark, stroking before the right for continuous play is gained.</p> <p>(7) Start stroking without bringing the stroker's ball to the start area.</p> <p>(8) When stroking one of the other balls.</p> <p>(9) When stroking the stroker's ball while it is still moving.</p> <p>2. When a stroking foul occurs, the stroker loses the rights as a stroker, and the play shall be handled in the following manner:</p> <p>(1) If for 1 (1), (2), (3), (4), (5) and (6) of this Clause:</p> <p style="padding-left: 20px;">(a) The ball moved due to the violation shall be placed where it was before hitting.</p> <p>(2) If for 1 (7) of this Clause:</p> <p style="padding-left: 20px;">(a) The ball moved due to the violation shall be returned to the player.</p> <p>(3) If for 1 (8) of this Clause:</p> <p style="padding-left: 20px;">(a) The other balls moved due to the violation shall be placed where it was before stroking.</p> <p>(4) If for 1 (9) of this Clause:</p> <p style="padding-left: 20px;">(a) The ball shall be placed at the "chokkingai" before stroking.</p> <p>(5) If a stroking foul occurs during sparking, the process outlined in Article 16, Clause 4, sections 2 and 3 on sparking foul shall be followed depending on the situation.</p> <p>3. The term "chokkingai" in 2 (4) (a) of this Clause is hereafter defined as 10 centimeters to the outside of the closest point of the inside line to where the stroking foul occurred.</p>
<p>3. (Same as column on right)</p>	

## Chart Comparing Old and New Versions of Partial Revisions to International Official Gateball Rules

Revisions	Current Rules
<p><b>Articles 13 – 15 (omitted)</b></p> <p><b>Article 16 Spark</b>  <b>Clauses 1 – 3 (omitted)</b></p> <p><b>Clause 4 Sparking Foul</b>                      1. (Same as column on right)</p>	<p><b>Articles 13 – 15 (omitted)</b></p> <p><b>Article 16 Spark</b>  <b>Clauses 1 – 3 (omitted)</b></p> <p><b>Clause 4 Sparking Foul</b></p> <p>1. If any of the following stroker's action on sparking occur, it shall be regarded as a foul and therefore as a sparking violation:                      (1) After picking up a Touched ball, and before the spark, the stroker's ball or another ball is directly moved by the Touched ball.                      (2) Before setting, while stepping or re-stepping on the stroker's ball, the ball rolls away from underneath the foot.                      (3) After setting, while re-stepping on the stroker's ball, the ball rolls away from underneath the foot.                      (4) If sparking carried out without moving the hand from the set other ball.                      (5) If the stroker hits only the foot.                      (6) If the ball sparked travels less than 10 centimeters from the stroker's ball.</p> <p style="text-align: center;">Explanation</p> <p>▫ If the ball travels more than 10 centimeters, but returns to within 10 centimeters after hitting an obstacle such as a gate, the spark will be considered successful.</p> <p>(7) Following a successful spark, if the other ball sparked hits a gate or the goal-pole and returns to touch the stroker's ball and stop.                      (8) Following a spark, the stroker's ball moves away from underneath the foot.                      (9) If the stroker's actions on sparking are done simultaneously to numerous balls.</p> <p style="text-align: center;">Explanation</p> <p>▫ Stroker's actions on sparking done simultaneously to numerous balls refer to the following:                      1. After holding the first Touched ball to be sparked, change the order of ball to be sparked.                      2. Pick up a number of touched balls at the same time. However, if the stroker's ball is touching three other balls, the balls to be sparked second and on may be temporarily moved.                      3. Although the stroker's ball is touching a Touched ball, the stroker touches another Touched ball.</p> <p>(10) If the stroker sets the Touched ball outside of the inside line and sparks.                      (11) If following a successful spark, the stroker moves the his/her own ball from under the foot.</p> <p>2. Should a spark foul occur, the stroker loses the rights to spark, and the play shall be handled in the following manner:                      (1) If the violation occurred within the inside line after all balls have come to a stop, but before the Touched ball is set;                      (a) The stroker's ball and the Touched ball should be placed back to where the balls stopped following the Touch                      (2) If the violation occurred after the Touched ball is set, but before the spark is successfully completed:                      (a) The stroker's ball shall be placed where it stopped following the Touch and:</p>
<p>2. (Same as column on right)</p>	

## Chart Comparing Old and New Versions of Partial Revisions to International Official Gateball Rules

Revisions	Current Rules
<p>3 As a result of the measures following a sparking <sup>100</sup>, if the stroker's ball and the Touched ball be placed within 10 centimeters of each other, the following shall take place:</p> <p>(a) The ball shall be placed at the "chokkingai".</p> <div style="border: 1px solid black; padding: 5px; margin-top: 10px;"> <p style="text-align: center;"><u>Explanation</u></p> <p><u>o In the case of Clause 2 (3), even if the distance between the stroker's ball and the other ball is 10cm or less as a result of the measures following a sparking foul, because sparking has been successfully completed, the stroker's ball shall remain in its position and not be placed at the "chokkingai".</u></p> </div> <p><b>Article 17 (omitted)</b></p> <p><b>Article 18 Ball Touch Foul</b></p> <p><b>Clause 1 Ball Touch Foul</b></p> <p>1 Should a stroker touch a ball placed within the court for any other reason than permitted by the game rules, it shall be regarded as a foul and therefore as a ball touch foul.</p> <div style="border: 1px solid black; padding: 5px; margin-top: 10px;"> <p style="text-align: center;"><u>Explanation</u></p> <p><u>o Examples of Clause 1, 1</u></p> <p>① If, at the start stroking, the stroker repositions his/her own ball with his/her <u>feet, etc.</u></p> <p>② If a stick dropped by the stroker touches the ball.</p> <p>③ If the touched other ball is pulled over by the stroker using the stroker's stick.</p> <p>④ If something worn by the stroker falls away from the body to touch the ball.</p> <p style="padding-left: 20px;">• However, it shall not be a foul if the hem or sleeve of a uniform touches a ball, or a hat falls away from the body and touches the ball.</p> </div> <p>2. Where a ball touch foul occurs, the stroker loses the right as a stroker, and the play shall be handled in the following manner:</p> <p>(1) If the stroker touches a still ball:</p> <p>(a) The ball to which the foul occurred shall be placed where it was touched.</p> <p>(2) If the stroker touches his/her own ball while it was moving:</p> <p>(a) Place the ball to the "chokkingai" of where it was touched.</p>	<p>(b) The other ball shall be placed where it was set for the spark.</p> <p>(3) If the violation occurred after the successful spark, but before the stroker steps off the ball:</p> <p>(a) The stroker's ball shall be placed where it stopped following the Touch.</p> <p>(4) Following a successful spark, if the other ball sparked hits a gate or the goal pole and returns to touch the stroker's ball and stop:</p> <p>(a) The stroker's ball and the other ball sparked shall be placed where they touched each other following the spark.</p> <p>(5) If the stroker sets the Touched ball outside of the inside line and sparks:</p> <p>(a) The stroker's ball and the other ball sparked shall both be placed where they stopped following the Touch.</p> <p>3 As a result of the measures following a sparking violation, if the stroker's ball and the Touched ball be placed within 10 centimeters of each other, the following shall take place:</p> <p>(a) The ball shall be placed at the "chokkingai".</p> <p><b>Article 17 (omitted)</b></p> <p><b>Article 18 Ball Touch Foul</b></p> <p><b>Clause 1 Ball Touch Foul</b></p> <p>1. Should a stroker touch a ball placed within the court for any other reason than permitted by the game rules, it shall be regarded as a foul and therefore as a ball touch foul.</p> <div style="border: 1px solid black; padding: 5px; margin-top: 10px;"> <p style="text-align: center;"><u>Explanation</u></p> <p><u>o Examples of Clause 1.1</u></p> <p>① If, at the start stroking, the stroker repositions his/her own ball with his/her <u>stick, feet, etc.</u></p> <p>② If a stick dropped by the stroker touches the ball</p> <p>③ If the touched other ball is pulled over by the stroker using the stroker's stick.</p> <p>④ If something worn by the stroker falls away from the body to touch the ball.</p> <p style="padding-left: 20px;">• However, it shall not be a foul if the hem or sleeve of a uniform touches a ball, or a hat falls away from the body and touches the ball.</p> </div> <p>2. Where a ball touch foul occurs, the stroker loses the right as a stroker, and the play shall be handled in the following manner:</p> <p>(1) If the stroker touches a still ball:</p> <p>(a) The ball to which the foul occurred shall be placed where it was touched.</p> <p>(2) If the stroker touches his/her own ball while it was moving:</p> <p>(a) Place the ball to the "chokkingai" of where it was touched.</p>

## Chart Comparing Old and New Versions of Partial Revisions to International Official Gateball Rules

Revisions	Current Rules
<p>(3) If the stroker touches another ball while it was moving:</p> <p>(a) The ball to which the foul occurred shall be placed where it was touched, and;</p> <p>(b) The stroker's ball shall be placed to the "chokkingai" of where it was stopped.</p> <p><del>(4) Deleted</del></p> <p>(4) If a ball touch foul occurs during the stroker's actions on sparking, the process outlined in Article 16, Clause 4, sections 2 and 3 on sparking foul shall be followed, depending on the situation.</p> <p><b>Articles 19 – 24 (omitted)</b></p> <p>Supplementary Provisions</p> <p>1 (Same as column on right)</p> <p>2 (Same as column on right)</p> <p>3 (Same as column on right)</p> <p>Supplementary Provision (Same as column on right)</p> <p>Supplementary Provision (Same as column on right)</p> <p>Supplementary Provision (Same as column on right)</p> <p>Supplementary Provision (Same as column on right)</p> <p>Supplementary Provision (Same as column on right)</p> <p>Supplementary Provision (Same as column on right)</p> <p><b>Supplementary Provision</b> <u>These Rules shall be effective as of April 1, 2007.</u></p>	<p>(3) If the stroker touches another ball while it was moving:</p> <p>(a) The ball to which the foul occurred shall be placed where it was touched, and;</p> <p>(b) The stroker's ball shall be placed to the "chokkingai" of where it was stopped.</p> <p>(4) <u>If the stroker's stick touches a gate or the goal-pole, resulting in moving a ball:</u></p> <p><u>(a) The ball moved as a result of the foul shall be placed where it was before being moved.</u></p> <p>(5) If a ball touch foul occurs during the stroker's actions on sparking, the process outlined in Article 16, Clause 4, sections 2 and 3 on sparking foul shall be followed, depending on the situation.</p> <p><b>Articles 19 – 24 (omitted)</b></p> <p>Supplementary Provisions</p> <p>1 The aforementioned game rules are the rules of the official game of the World Gateball Union.</p> <p>2 These Rules shall be adhered during indoor competition.</p> <p>3 These Rules shall be effective as of September 11, 1987.</p> <p>Supplementary Provision These Rules shall be effective as of September 8, 1990, and applied as of April 1, 1990.</p> <p>Supplementary Provision These Rules shall be effective as of October 29, 1994, and applied as of April 1, 1994.</p> <p>Supplementary Provision These Rules shall be effective as of April 1, 1995.</p> <p>Supplementary Provision These Rules shall be effective as of June 1, 1998, and applied as of April 1, 1998.</p> <p>Supplementary Provision These Rules shall be effective as of April 1, 2003.</p>

## Chart Comparing Current and Partially Revised Versions of Guide for Referees

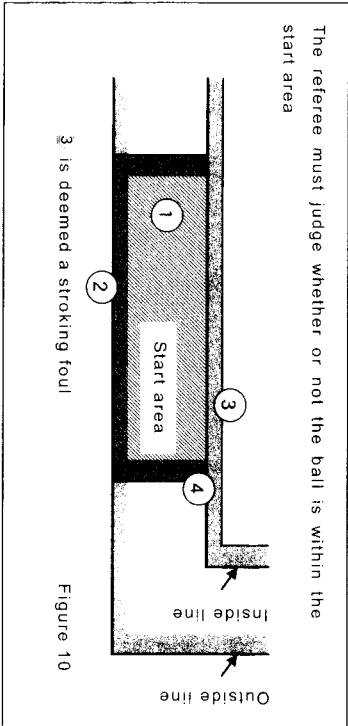
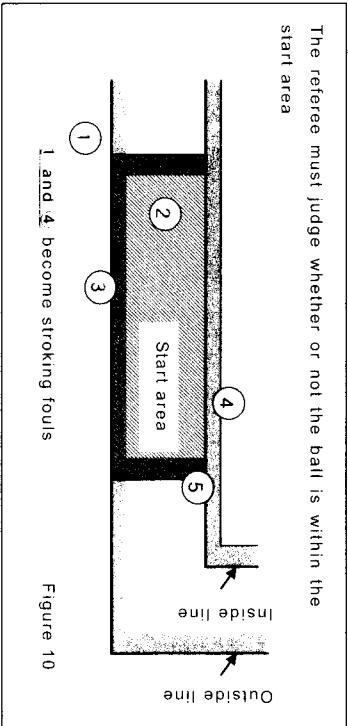
New	Current
<p style="text-align: center;"><b>Guide for Referees</b></p> <p style="text-align: center;">[ I ] ~ [ II ] (Omitted)</p> <p style="text-align: center;">[ III ] The Basic Procedures of the Chief Referee and Assistant Referee</p> <p>1. ~ 3. (Omitted)</p> <p><b>4. Pass Through the First Gate</b></p> <p>(1) Points for the chief and assistant referee to pay attention to at start stroking.</p> <p>a. <u>On the court</u>, when the stroker's ball not placed within the start area is stroked, it is a stroking foul. (Article 12, Clause 2.1)</p> <div style="border: 1px solid black; padding: 5px; margin: 10px 0;"> <p style="text-align: center; font-size: small;">The referee must judge whether or not the ball is within the start area</p>  <p style="text-align: center; font-size: small;">Figure 10</p> </div> <p>* The stroker may use his/her hand to reposition his/her own ball, but if it is repositioned by using the stroker's foot, etc., this shall be regarded as a ball touch foul. <u>If the ball is repositioned by using anything other than the face of the stick, this shall be regarded as a stroking foul.</u> However, if the stroker's ball moves and touches a stick or foot as a result of the conditions of the ground within the area, for example, this shall not be a foul. (Article 12, Clause 2, explanation)</p> <p>* When stroking <u>or repositioning one's ball</u>, if the stick face touches the stationary stroker's ball, Referee A may announce "End of Stroke" to prevent that player whose play has ended from stroking once again. (Article 12, Clause 1)</p> <p>b. Upon the request of the stroker, Referee A can temporarily move a ball that obstructs the stroker's ball from passing through the first gate, but the ball must be returned to where it was prior to the stroke as soon as possible. (Article 12, Clause 2.2)</p> <p>* At the starting stroke, all balls that obstruct the stroker can also be temporarily moved.</p>	<p style="text-align: center;"><b>Guide for Referees</b></p> <p style="text-align: center;">[ I ] ~ [ II ] (Omitted)</p> <p style="text-align: center;">[ III ] The Basic Procedures of the Chief Referee and Assistant Referee</p> <p>1. ~ 3. (Omitted)</p> <p><b>4. Pass Through the First Gate</b></p> <p>(1) Points for the chief and assistant referee to pay attention to at start stroking.</p> <p>a. When the stroker's ball not placed within the start area is stroked, it is a stroking foul. (Article 12, Clause 2.1)</p> <div style="border: 1px solid black; padding: 5px; margin: 10px 0;"> <p style="text-align: center; font-size: small;">The referee must judge whether or not the ball is within the start area</p>  <p style="text-align: center; font-size: small;">Figure 10</p> </div> <p>* The stroker may use his/her hand to reposition his/her own ball, but if it is repositioned by using the stroker's <u>stick or foot</u>, this shall be regarded as a touch foul. However, if the stroker's ball moves and touches a stick or foot as a result of the conditions of the ground within the area, for example, this shall not be a foul. (Article 12, Clause 2, explanation)</p> <p>* When stroking, if the stick face touches the stationary stroker's ball, Referee A may announce "End of Stroke" to prevent that player whose play has ended from stroking once again. (Article 12, Clause 1)</p> <p>b. Upon the request of the stroker, Referee A can temporarily move a ball that obstructs the stroker's ball from passing through the first gate, but the ball must be returned to where it was prior to the stroke as soon as possible. (Article 12, Clause 2.2)</p> <p>* At the starting stroke, all balls that obstruct the stroker can also be temporarily moved.</p>

Chart Comparing Current and Partially Revised Versions of Guide for Referees

New	Current
<p style="text-align: center;"><b>Figure 11 (omitted)</b></p> <p>(2)~(4) (omitted)</p> <p>5. ~ 8. (omitted)</p> <p><b>9. Players Substitutions and Absences</b></p> <p>(1) Substitution of a player (Article 6, Clause 6)</p> <p>a. Substitution upon announcing the stroker.</p> <p>As the chief referee announces a stroker, if the chief referee receives notice from a substitute player on his intention to enter the game, the referee must first check with the recorder. Once it is judged that the substitute is eligible, the chief referee calls "Substitution". Should the substitution be not valid, the referee shall time 10 seconds for an eligible player to stroke.</p> <p><u>* If the substitute is not wearing the playing order number, the referee shall instruct the substitute to put on the playing order number. However, as the time taken for the substitute to put on the playing order number is not included in referee time, 10 seconds shall be counted.</u></p> <p>b. Substitution before announcing the stroker.</p> <p>Should the manager or captain indicate a substitution before the referee announces the stroker, the referee receiving the request must first check with the recorder. The chief referee should receive a confirmation from the recorder before the playing order of the substitute is up, and states "___-ban", calls "Substitution".</p> <p>c. Should the referee find out during play that a stroker is an ineligible substitute, the referee shall call "Invalid Play". After making the call, the referee shall eject the ineligible substitute from the court, return all balls to where they were before the stroke, and call up the next player.</p> <p>(2) (omitted)</p> <p>10. ~ 14. (omitted)</p> <p style="text-align: center;">[IV] ~ [VI] (omitted)</p>	<p style="text-align: center;"><b>Figure 11 (omitted)</b></p> <p>(2)~(4) (omitted)</p> <p>5. ~ 8. (omitted)</p> <p><b>9. Players Substitutions and Absences</b></p> <p>(1) Substitution of a player (Article 6, Clause 6)</p> <p>a. Substitution upon announcing the stroker.</p> <p>As the chief referee announces a stroker, if the chief referee receives notice from a substitute player on his intention to enter the game, the referee must first check with the recorder. Once it is judged that the substitute is eligible, the chief referee calls "Substitution". Should the substitution be not valid, the referee shall time 10 seconds for an eligible player to stroke.</p> <p><u>* If the substitute is not wearing the playing order number, the substitute will not be permitted to play.</u></p> <p>b. Substitution before announcing the stroker.</p> <p>Should the manager or captain indicate a substitution before the referee announces the stroker, the referee receiving the request must first check with the recorder. The chief referee should receive a confirmation from the recorder before the playing order of the substitute is up, and states "___-ban", calls "Substitution".</p> <p>c. Should the referee find out during play that a stroker is an ineligible substitute, the referee shall call "Invalid Play". After making the call, the referee shall eject the ineligible substitute from the court, return all balls to where they were before the stroke, and call up the next player.</p> <p>(2) (omitted)</p> <p>10. ~ 14. (omitted)</p> <p style="text-align: center;">[IV] ~ [VI] (omitted)</p>